

MONTHLY STATISTICAL BULLETIN

DECEMBER 2020

Market capitalization : 183.150.945.751

Turnover: 496.930.924

Number of transactions: 1.437

MBI10: 4.704,85

↑1,46%

↑58,65%

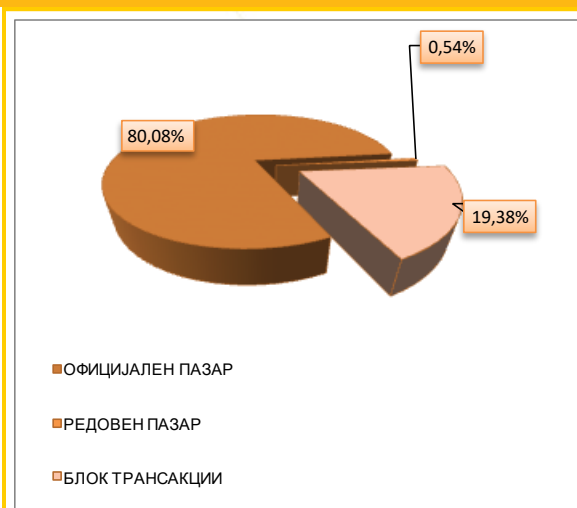
↑20,15%

↑5,07%

TURNOVER (denars)	November 2019	December 2020	% of change
TRADING IN BEST	242.052.777	400.619.219	65,51
Shares	240.955.388	369.840.120	53,49
Bonds	1.097.389	30.779.099	2704,76
Other securities	0	0	0,00
DAILY AVERAGE TURNOVER (denars)	11.526.323	19.077.106	65,51
DAILY AVERAGE NUMBER OF TRANSACTIONS	56	68	21,43
BLOCK TRANSACTIONS	71.178.580	96.311.705	35,31
PUBLIC AUCTIONS	0	0	-
PUBLIC OFFERING	0	0	-
TOTAL	313.231.357	496.930.924	58,65
NUMBER OF TRANSACTIONS			
TRADING IN BEST	1.192	1.423	19,38
BLOCK TRANSACTIONS	4	14	250,00
PUBLIC AUCTIONS	0	0	-
PUBLIC OFFERING	0	0	-
TOTAL	1.196	1.437	20,15
MARKET CAPITALIZATION (denars)			
MARKET CAPITALIZATION OF SHARES	180.507.494.920	183.150.945.751	1,46
OFFICIAL MARKET-SHARES	176.365.452.605	179.008.903.436	1,50
MARKET OF JOINT STOCK COMPANIES WITH SPECIAL REPORTING OBLIGATIONS	4.142.042.315	4.142.042.315	0,00
MARKET CAPITALIZATION OF BONDS	12.620.950.490	13.363.516.830	5,88
MARKET CAPITALIZATION OF OTHER SECURITIES	313.102.633	313.104.155	0,00
TOTAL MARKET CAPITALIZATION	193.441.548.043	196.827.566.736	1,75
MBI10	4.477,94	4.704,85	5,07
OMB	133,11	133,01	-0,08
NUMBER OF LISTED SECURITIES	100	100	0,00
NUMBER OF TRADING DAYS	21	21	0,00

TURNOVER STRUCTURE

Market segment	Turnover (denars)	Turnover (EUR)	%	Number of transactions
OFFICIAL MARKET	397.959.387	6.450.459	80,08	1.418
REGULAR MARKET	2.659.832	43.112	0,54	5
BLOCK TRANSACTIONS	96.311.705	1.561.104	19,38	14
TOTAL	496.930.924	8.054.675	100,00	1.437



MONTHLY STATISTICAL BULLETIN

10 MOST LIQUID SHARES (Official market)

Issuer	Max (denars)	Min (denars)	Average price (denars)	Volume	Turnover (denars)	Turnover (EUR)	%	Num. of trans.	Market capitalization (denars)
Komercijalna banka AD Skopje	7.300,00	6.900,00	7.055,09	22.703	161.575.192	2.618.944	44,00	509	16.636.391.427
Makpetrol AD Skopje	74.000,00	67.000,00	68.542,01	993	68.144.284	1.104.538	18,56	193	8.274.273.094
Alkaloid AD Skopje	13.499,00	12.311,00	12.700,08	3.854	48.986.332	794.012	13,34	227	18.903.850.444
NLB Banka AD Skopje	18.410,00	17.200,00	18.158,61	1.046	19.021.996	308.325	5,18	85	15.723.263.010
Granit AD Skopje	1.119,00	1.030,00	1.057,86	16.135	17.320.473	280.744	4,72	98	3.436.717.294
ZK Pelagonija AD Bitola	3.004,00	2.650,00	2.714,55	4.294	12.752.341	206.703	3,47	23	608.721.694
UNI Banka AD Skopje	2.451,00	2.350,00	2.394,98	4.225	10.092.565	163.588	2,75	25	1.310.368.800
Stopanska banka AD Bitola	2.890,00	2.750,00	2.830,00	1.862	5.329.860	86.391	1,45	27	1.129.923.530
Stopanska banka AD Skopje	1.145,00	1.076,00	1.109,57	3.382	3.769.798	61.104	1,03	44	19.991.556.896
Fersped AD Skopje	61.000,00	61.000,00	61.000,00	41	2.501.000	40.538	0,68	4	1.104.893.000
Rest				28.531	17.686.447	286.676	4,82	148	91.888.944.247
Total				87.066	367.180.288	5.951.564	100,00	1.383	179.008.903.436

TOP GAINERS / TOP LOSERS—OFFICIAL MARKET

Issuer	Average price (denars) 30.11.2020	Average price (denars) 30.12.2020	% of change
TOP GAINERS			
BIM Sveti Nikole	10.100,00	12.300,00	21,78
DS Smith Skopje	399,00	480,00	20,30
ZK Pelagonija AD Bitola	2.650,00	3.000,24	13,22
Makedonijaturist Skopje	3.700,00	4.166,89	12,62
Evropa Skopje	3.000,00	3.301,00	10,03
TOP LOSERS			
Makstil Skopje	70,68	64,42	-8,86
Cementarnica USJE Skopje	28.500,00	26.001,00	-8,77
Beton Skopje	6.599,67	6.051,00	-8,31
Vitaminka Prilep	13.958,00	13.135,00	-5,90
Hoteli Metropol Ohrid	265,00	250,00	-5,66

OVERVIEW OF THE TRADING WITH BONDS

	HIGH (%)	LOW (%)	Last daily average price (%)	Last trading day	Volume (in EUR)	Turnover (denars)	Turnover (EUR)	Yield to maturity *
R. Makedonija - drzavna obvrznica DO2020/15-1235dk	100,00	100,00	100,00	14.12.2020	2.800	28.000.000	453.849	2,20%
Government bonds-denationalization XV issue (RMDEN15)	99,00	99,00	99,00	10.12.2020	526	32.127	521	2,36%
Government bonds-denationalization XVI issue (RMDEN16)	99,00	99,00	99,00	04.12.2020	427	26.080	423	2,31%
Government bonds-denationalization XVII issue (RMDEN17)	99,50	99,50	99,50	01.12.2020	44.324	2.720.892	44.102	2,13%

* The model for calculation of annual average yield to maturity is adapted to the characteristics of the bonds. Calculation date is 30.12.2020 using the last average price of the bonds.

MONTHLY STATISTICAL BULLETIN

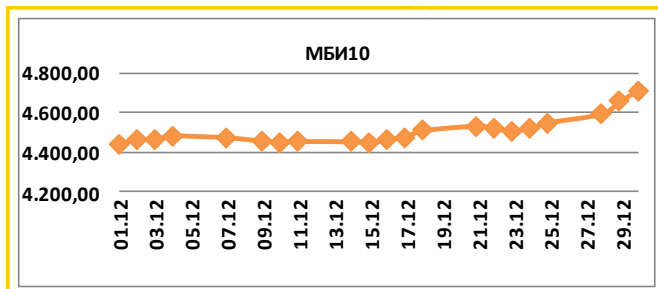
MBI10

Value at 30.12.2020 4.704,85

MAX Value in December (30.12.2020) 4.704,85

MIN Value in December (01.12.2020) 4.439,40

% of change from 30.12.2019 1,20%

All about MBI10 on: <http://www.mse.com.mk/Indicies.aspx?Index=MBI10>

Composition of MBI10	Turnover (denars)	Volume	Num. of trans.	Last average price	% of monthly change of price
Alkaloid AD Skopje	63.715.732	5.023	228	13.206,98	5,66
Granit AD Skopje	45.496.153	43.227	99	1.118,95	8,89
Komercijalna banka AD Skopje	168.930.292	23.757	512	7.299,65	3,78
Makpetrol AD Skopje	68.144.284	993	193	73.626,32	5,94
Makedonijaturist AD Skopje	2.483.078	632	17	4.166,89	12,62
Stopanska banka AD Skopje	3.769.798	3.382	44	1.144,98	3,06
TTK banka AD Skopje	861.390	659	13	1.353,75	4,13
Makedonski Telekom AD Skopje	1.868.139	6.050	22	314,00	2,39
Stopanska banka AD Bitola	5.329.860	1.862	27	2.890,00	5,09
NLB Banka AD Skopje	21.565.196	1.182	86	18.410,00	-0,67

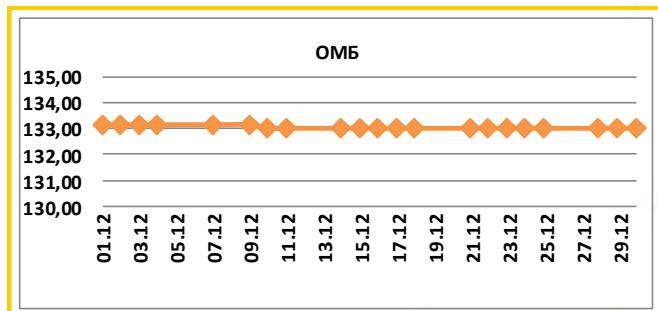
OMB

Value at 30.12.2020 133,01

MAX Value in December (02.12.2020) 133,15

MIN Value in December (01.12.2020) 133,01

% of change from 30.12.2019 0,08%

All about OMB on: <http://www.mse.com.mk/Indicies.aspx?Index=OMB>

Composition of OMB	Turnover (denars)	Volume	Num. of trans.	Last average price	% of monthly change of price
Government bonds-denationalization XI issue (RMDEN11)	0	0	0	99,70	0,00
Government bonds-denationalization XII issue (RMDEN12)	0	0	0	99,50	0,00
Government bonds-denationalization XIII issue (RMDEN13)	0	0	0	99,00	0,00
Government bonds-denationalization XIV issue (RMDEN14)	0	0	0	99,00	0,00
Government bonds-denationalization XV issue (RMDEN15)	32.127	526	2	99,00	-0,70
Government bonds-denationalization XVI issue (RMDEN16)	26.080	427	1	99,00	0,00
Government bonds-denationalization XVII issue (RMDEN17)	2.720.892	44.324	1	99,50	0,51
Government bonds-denationalization XVIII issue (RMDEN18)	0	0	0	99,00	0,00



MONTHLY STATISTICAL BULLETIN

MBI10 LISTED COMPANIES RATIOS

Issuer	P/E Ratio ¹	Dividend yield ²	Foreign investors participation in December 2020	Foreign investors participation in November 2020	Change
Alkaloid AD Skopje	18,62	2,73%	2,95%	2,96%	-0,01%
Granit AD Skopje	11,30	2,98%	3,44%	3,40%	0,04%
Komercijalna banka AD Skopje	9,11	7,53%	2,77%	3,13%	-0,36%
Makpetrol AD Skopje	9,49	2,70%	1,22%	1,21%	0,01%
Makedonijaturist AD Skopje	17,76	5,45%	0,80%	0,80%	0,00%
Stopanska banka AD Skopje	8,43	0,00%	92,36%	92,36%	0,00%
TTK banka AD Skopje	11,34	8,13%	1,21%	1,25%	-0,04%
Makedonski Telekom AD Skopje	19,99	4,90%	1,48%	1,48%	0,00%
Stopanska banka AD Bitola	66,59	0,00%	3,14%	3,16%	-0,02%
NLB banka AD Skopje	8,52	0,00%	87,80%	87,80%	0,00%

[1] Share price at last day of trading in currently month,/ Earnings per share

[2]The ratios are calculated using the data from the last published Audited financial reports and last paid dividend.

FOREIGN INVESTORS—OFFICIAL MARKET

December 2020	Foreign Legal investors December 2020	Foreign private investors December 2020	Total Foreign entities December 2020	Total Foreign entities November 2020	Change
Shares[3]	34,79%	1,18%	35,96%	35,97%	-0,01%
Denationalization bonds[4]	0,18%	0,06%	0,24%	0,24%	0,00%
Continuous government bonds [5]	0,05%	0,00%	0,05%	0,04%	0,01%

[3] Data as last day of trading in currently month according to the Central Securities Depository, regarding the participation of the foreign investors in the number of shares.

[4 5]Data as last day of trading in currently month according to the Central Securities Depository, regarding the participation of the foreign investors in the total nominal value of bonds.

FOREIGN AND DOMESTIC INVESTORS IN THE TOTAL TURNOVER [5] *

	BUYING % of total	SELLING% of total
Foreign private investors	1,86%	1,16%
Foreign Legal investors	0,02%	12,28%
Total Foreign Legal entities	1,88%	13,44%
Domestic private investors	69,71%	45,19%
Domestic Legal investors	28,41%	41,37%
Total Domestic Legal entities	98,12%	86,56%

[5]Data as last day of trading in currently month according to the Central Securities Depository, regarding the participation of the foreign and domestic investors in the total turnover.

TURNOVER PER MEMBERS / in denars

Member	Code	Trading in BEST system	% of trading in BEST sys.	Block (denars)	% block	Public auctions	% of Public auctions	Public offering	% of Public offering	Total
ILIRIKA INVESTMENTS AD Skopje	IL	291.382.759	36,37	123.817.640	64,28	0	0,00	0	0,00	415.200.399
Eurohaus AD Skopje	EH	189.972.274	23,71	5.086.400	2,64	0	0,00	0	0,00	195.058.674
Komercijalna banka AD Skopje	KB	103.688.051	12,94	21.480.600	11,15	0	0,00	0	0,00	125.168.651
Invest broker Skopje	MI	64.879.482	8,10	0	0,00	0	0,00	0	0,00	64.879.482
Fersped broker AD Skopje	FR	44.728.300	5,58	11.361.336	5,90	0	0,00	0	0,00	56.089.636
NLB Banka Skopje	TN	34.773.463	4,34	20.727.840	10,76	0	0,00	0	0,00	55.501.303
INOVO BROKER AD Skopje	IN	31.509.722	3,93	0	0,00	0	0,00	0	0,00	31.509.722
TTK Banka AD Skopje	TK	14.887.840	1,86	10.149.594	5,27	0	0,00	0	0,00	25.037.434
Stopanska banka AD Skopje	SB	16.972.508	2,12	0	0,00	0	0,00	0	0,00	16.972.508
Sparkase banka Makedonija AD Skopje	SP	8.444.039	1,05	0	0,00	0	0,00	0	0,00	8.444.039
Total		801.238.438	100,00	192.623.410	100,00	0	100,00	0	100,00	993.861.848

Turnover via BEST system and turnover in block trades is calculated on the basis of double counting, in order to include the executed cross trades by the MSE members in the structure of the overall MSE turnover. As since July 13, during the government auctions on the selling side there is no brokers (i.e. MSE performs this role), the turnover derived from government auctions is still calculated on the basis of single counting.

MONTHLY STATISTICAL BULLETIN

AS A REMINDER

The product of the Macedonian Stock Exchange **BESTNET ANALYTICS** is a modern internet service that helps investors in building well-founded investment strategies and in bringing valuable investment decisions.

BESTNET ANALYTICS contains:

- Data for more than **100** companies traded on the Macedonian Stock Exchange
- More than **70** different financial indicators of companies and more than **40** indicators for banks
- Monitoring and comparing the values for the last **3** years
- Tracking results by quarters
- Data in den, euros and dollars
- Data for paid dividends from companies for the last **4** years
- Data for the major shareholders of the company
- Data for management bodies of the company
- Data for related companies
- Comparison and monitoring of a large number of financial indicators
- Monitoring indicators by sectors and industries
- Graphic display of technical indicators
- Over **40** technical indicators and oscillators
- Monitoring of investments, determining their current value
- Calculation of gains / losses from unrealized transactions
- Calculation of gains / losses from trades executed
- Simulated portfolios

Шифра на XB	Датум на трансакција	Број на трансакција	Количина	Куповна вредност - вкупно (во ден.)	Датум на последна цена	Последна просечна цена	Вкупна вредност (во ден.)	Нереализирана добитка / загуба (во ден.)	% промена од вкупна вредност на XB	% од вредноста на вкупните вложувања
скратен преглед на поединечна трансакција										
GRNT	17.02.2009	X52515136	600,00	360.000,00	21.01.2009	653,11	391.866,00	1.800.000,00	133,33%	3,74%
TELE	11.06.2009	1235649	600,00	360.000,00	21.01.2009	653,11	391.866,00	31.866,00	8,85%	1,00%
детален преглед на поединечна трансакција										
P.Македонија - денационализација 01 (PMDEN01)										
Тип на хартија	Bond		Куповна вредност - вкупно (во ден.)		107.092,08		Датум на последна цена		27.11.2007	
Датум на трансакција	11.07.2008		Последна просечна цена		85,00		Нето вредност (во ден.)		116.662,50	
Број на трансакција	1919		Акмулирана камата (во ден.)		1.238,85		Вкупна вредност (во ден.)		117.888,35	
Количина	2.250,00		Нереализирана добитка / загуба (во ден.)		11.198,57		% промена од купување на XB		10,05%	
Куповна цена (во %)	77,50		% од вредноста на вкупните вложувања		0,30%					
Номинална вредност	1,00 EUR									
Куповна вредност (во ден.)	106.689,77									
Купена акумул. камата (во ден.)	402,31									
Трансакционни трошоци (во ден.)	500,00									
TOTAL				36.067.092,08			62.684.319,35	26.617.629,57	100,00%	

Опис на XB	Податоци од тргувањето
Лазарен сегмент	Официјален пазар
Лазарен подсегмент	Берзанска котација - обични акции
Тип на XB	Обични акции
ISIN број	MKALKA101011
Вкупни издадени XB	1431353
Шифра на XB	ALK
Номинална вредност	25,56 EUR
Дејења на цената и прометот	
Највисока цена во посл. 52 недели	4.599,00
Најниска цена во посл. 52 недели	3.799,00
% промена во посл. 30 дена	8,48%
% промена во посл. 3 месеци	6,98%
% промена во посл. 6 месеци	0,80%
% промена во посл. 1 година	-4,07%
Просечен дневен промет во посл. 30 дена	645.146,23
Просечен дневен промет во посл. 3 месеци	812.362,12
Просечен дневен промет во тековната година	626.836,29
Просечен дневен промет во посл. 52 недели	1.304.591,88
Показатели по акција за издавачот	
Коefициент цена / добитка	10,43
Дивиденден принос	3,98%
Коefициент цена / Книговодствена вредност по акција	0,91
Коefициент цена / Акмулирана добитка по акција	2,62
Коefициент цена / приходи од продажба	1,01
Коefициент цена / парични прилими од оперативни активности	13,59
Коefициент цена / оперативна добитка	8,93
Коefициент цена / EBITDA	6,35
Највисок P/E во посл. 52 недели	11,46
Најнисок P/E во посл. 52 недели	9,47
Нето добитка по акција за посл. 12 месеци	430,59
Коefициент цена / добитка за посл. 12 месеци	9,77

For more information on : www.bestnet.com.mk